

1. Find the directional derivative of  $f(x,y) = y^3 \sin 3x$  in the direction of  $2\mathbf{i} - \mathbf{j}$  at the point  $\left(\frac{\pi}{6}, 2, 8\right)$ . (4 pts)

$$u = \frac{2}{\sqrt{5}}\mathbf{i} - \frac{1}{\sqrt{5}}\mathbf{j}$$

$$D_u f(x,y) = 3y^3 \cos 3x \left(\frac{2}{\sqrt{5}}\right) + 3y^2 \sin 3x \left(\frac{-1}{\sqrt{5}}\right)$$

$$D_u \left(\frac{\pi}{6}, 2\right) = 3(8) \left(\cos \frac{\pi}{2}\right) \left(\frac{2}{\sqrt{5}}\right) + 3(4) \left(\sin \frac{\pi}{2}\right) \left(\frac{-1}{\sqrt{5}}\right)$$

$$D_u \left(\frac{\pi}{6}, 2\right) = \frac{-12}{\sqrt{5}} = -5.367$$

2. Find the gradient of  $f(x,y) = x^2y + x \ln y - y + 1$  at the point  $(-2, 1)$ . (3 pts)

$$f_x(x,y) = y + \ln y \qquad f_y(x,y) = x^2 + \frac{x}{y} - 1$$

$$\nabla f(x,y) = (y + \ln y)\mathbf{i} + \left(x^2 + \frac{x}{y} - 1\right)\mathbf{j}$$

$$\nabla f(-2,1) = \mathbf{i} + \mathbf{j}$$

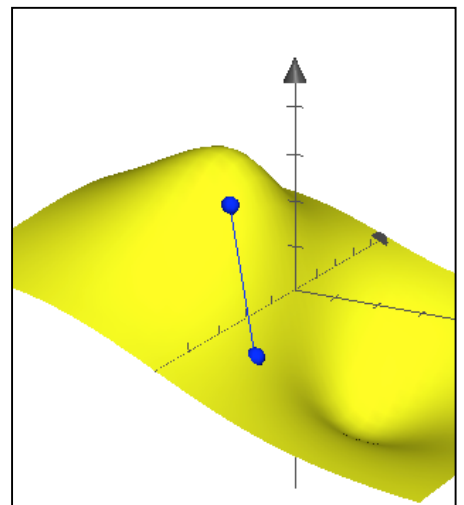
3. A hiker is hiking down a mountain in the shape of  $f(x,y) = \frac{12y}{x^2 + y^2 + 2}$ . If he is at the point  $(-1, 1, 2)$ , in what direction should he hike from that point so that he *starts* on the path of steepest descent? (4 pts)

$$\nabla f(x,y) = \frac{-12y(2x)}{(x^2 + y^2 + 2)^2}\mathbf{i} + \frac{12(x^2 + y^2 + 2) - 12y(2y)}{(x^2 + y^2 + 2)^2}\mathbf{j}$$

$$\nabla f(-1,1) = \frac{24}{16}\mathbf{i} + \frac{24}{16}\mathbf{j}$$

$$\nabla f(-1,1) = \frac{3}{2}\mathbf{i} + \frac{3}{2}\mathbf{j} \quad (\text{Path of steepest ascent})$$

$$-\nabla f(-1,1) = -\frac{3}{2}\mathbf{i} - \frac{3}{2}\mathbf{j} \quad (\text{Path of steepest descent})$$



4. A different hiker is located on a mountain at the point  $(-2, 1, 28)$  whose height is given by  $T(x,y) = 40 - x^2 - 8y^2$ . Find the path of the hiker as he *continuously* moves in the direction of the summit (highest point on the mountain). (6 pts)

$$\nabla T(x,y) = -4x\mathbf{i} - 8y\mathbf{j}$$

The path of the particle will be  $r(t) = x(t)\mathbf{i} + y(t)\mathbf{j}$

The tangent vector at each point is thus  $r'(t) = \frac{dx}{dt}\mathbf{i} + \frac{dy}{dt}\mathbf{j}$

The direction of  $r'(t)$  and  $\nabla T(x,y)$  must be the same along the path.

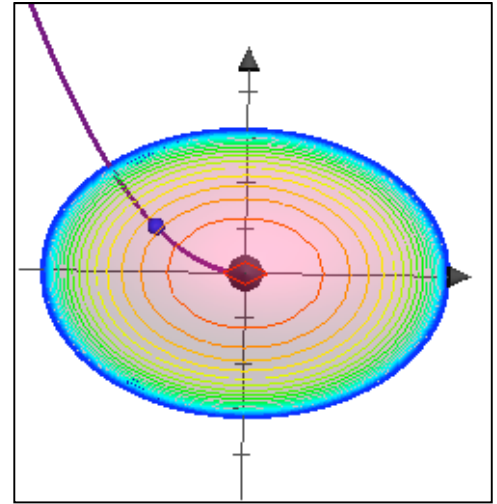
$$-4x = k \frac{dx}{dt} \quad \text{and} \quad -8y = k \frac{dy}{dt}$$

$$\frac{-4x}{\frac{dx}{dt}} = \frac{-8y}{\frac{dy}{dt}} \Rightarrow \frac{dy}{8y} = \frac{dx}{4x} \Rightarrow \frac{dy}{y} = \frac{2dx}{x}$$

$$\ln|y| = 2\ln|x| + C \Rightarrow y = Cx^2$$

$$\text{at point } (-2,1) \Rightarrow 1 = 4C \Rightarrow C = \frac{1}{4}$$

$$\text{Path is } y = \frac{1}{4}x^2$$



5. Find the equation of the tangent plane to  $z = 2e^{2x} + \sin y + 2$  at  $x=0, y=\pi$ . (3 pts)

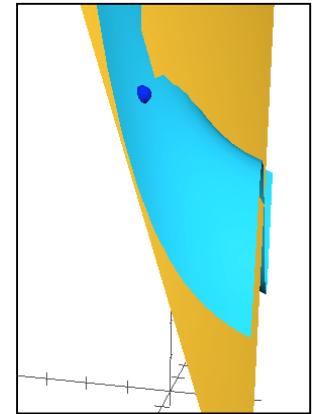
tangent plane is  $f_x(x_0, y_0)(x - x_0) + f_y(x_0, y_0)(y - y_0) - (z - z_0) = 0$

$$f_x = 4e^{2x} \quad f_y = \cos y \quad z_0 = 4$$

$$4(x - 0) - (y - \pi) - (z - 4) = 0$$

$$4x - y + \pi - z + 4 = 0$$

$$z = 4x - y + \pi + 4$$

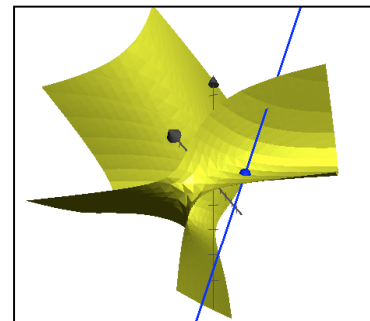


6. Find parametric equations to the normal line to  $3xy - 2xz - 4yz^2 = 16$  at  $(3, 2, -1)$ . (3 pts)

$$\nabla F(x,y,z) = (3y - 2)\mathbf{i} + (3x - 4z^2)\mathbf{j} - (2x + 8yz)\mathbf{k}$$

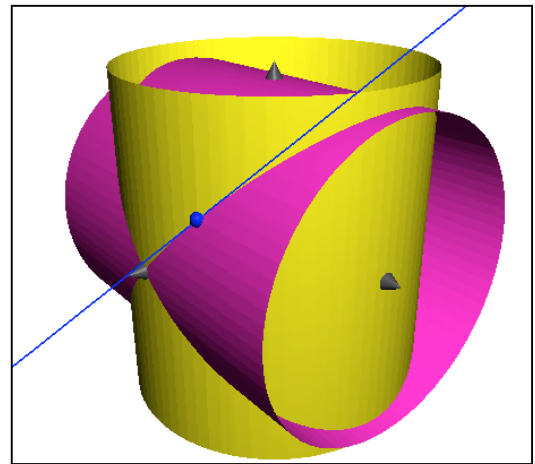
$$\nabla F(3,2,-1) = 4\mathbf{i} + 5\mathbf{j} + 10\mathbf{k}$$

$$x = 3 + 4t \quad y = 2 + 5t \quad z = -1 + 10t$$



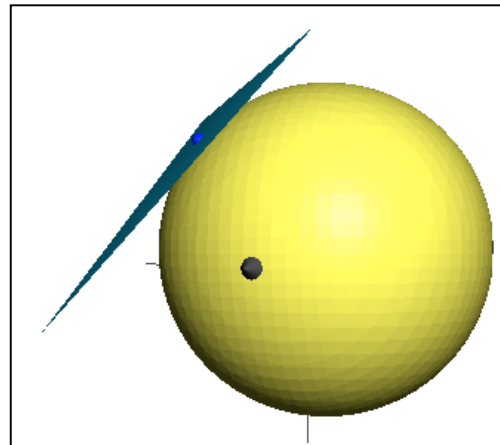
7. Find parametric equations that describe the tangent line to the intersection of the surfaces. (5 pts)  
 $x^2 + y^2 = 20$  and  $x^2 + z^2 = 20$  at  $(4,2,2)$ .

$\nabla F(x,y,z) = 2x\mathbf{i} + 2y\mathbf{j}$	$\nabla G(x,y,z) = 2x\mathbf{i} + 2z\mathbf{k}$
$\nabla F(4,2,2) = 8\mathbf{i} + 4\mathbf{j}$	$\nabla G(4,2,2) = 8\mathbf{i} + 4\mathbf{k}$
$\begin{vmatrix} \mathbf{i} & \mathbf{j} & \mathbf{k} \\ 8 & 4 & 0 \\ 8 & 0 & 4 \end{vmatrix}$	$16\mathbf{i} - 32\mathbf{j} - 32\mathbf{k}$ (tangent to both surfaces)
$x = 4 + 16t$	$y = 2 - 32t$ $z = 2 - 32t$



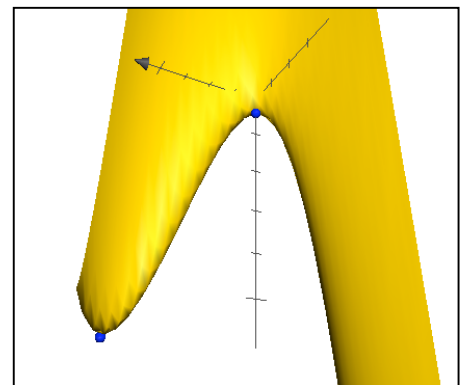
8. Find the angle of inclination of  $x^2 + x + y^2 - y + z^2 - z = 30$  at  $(2,-3,4)$ . (4 pts)

$x^2 + x + y^2 - y + z^2 - z = 30$	at $(2,-3,4)$
$\nabla F(x,y,z) = (2x+1)\mathbf{i} + (2y-1)\mathbf{j} + (2z-1)\mathbf{k}$	
$\nabla F(2,-3,4) = 5\mathbf{i} - 7\mathbf{j} + 7\mathbf{k}$	
$\cos \theta = \frac{7}{\sqrt{25 + 49 + 49}}$	$\Rightarrow \theta = 56.83^\circ$



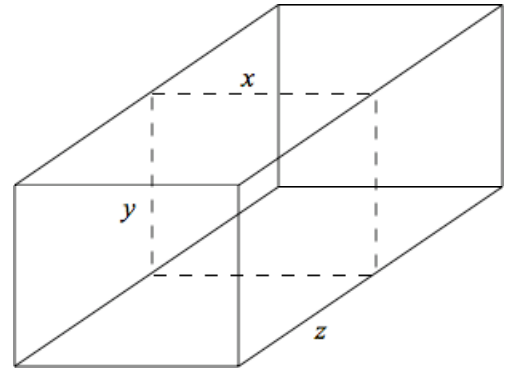
9. Show all work to determine points  $(x, y)$  of relative extrema of  $z = 3x^2 - 12xy + y^3 - 20$ . (6 pts)

$f_x = 6x - 12y = 0$	$f_y = -12x + 3y^2 = 0$
$x = 2y$	$-24y + 3y^2 = 0$
$3y(y - 8) = 0 \Rightarrow y = 0, y = 8$	
$f_{xx} = 6$	$f_{yx} = -12$
$f_{xy} = -12$	$f_{yy} = 6y$
at $y = 0, d < 0$ so $(0,0)$ is a saddle point	
at $y = 8, d = 144 > 0$ with $f_{xx} > 0$ so $(16,8)$ is a relative minimum	



10. A box with dimensions as seen in the figure to the right has the sum of its length and its girth (perimeter of a cross section) not to exceed 90 inches. Find the maximum volume of this box. (6 pts)

$$\begin{aligned}
 V &= xyz & 2x + 2y + z &= 90 \\
 V &= xy(90 - 2x - 2y) \\
 V &= 90xy - 2x^2y - 2xy^2 \\
 V_x &= 90y - 4xy - 2y^2 = 0 & V_y &= 90x - 2x^2 - 4xy = 0 \\
 y(90 - 4x - 2y) &= 0 & x(90 - 2x - 4y) &= 0 \\
 4x + 2y &= 90 & \text{and } 2x + 4y &= 90 \\
 x = 15, y = 15, z &= 30 \\
 \text{Maximum volume} &= 6,750 \text{ in}^3
 \end{aligned}$$



11. Use LaGrange multipliers to maximize  $x^2 + y^2 + z^2$  subject to  $x + 2y + 4z = 42$ . (6 pts)

$$\begin{aligned}
 f(x,y,z) &= x^2 + y^2 + z^2 & g(x,y,z) &= x + 2y + 4z \\
 \nabla f &= 2x\mathbf{i} + 2y\mathbf{j} + 2z\mathbf{k} & \nabla g &= \lambda\mathbf{i} + 2\lambda\mathbf{j} + 4\lambda\mathbf{k} \\
 \lambda &= 2x & \lambda &= y & \lambda &= \frac{z}{2} \\
 y = 2x : x + 4x + 4z &= 21 \Rightarrow 5x + 4z = 42 \\
 y = \frac{z}{2} : x + z + 4z &= 21 \Rightarrow x + 5z = 42 \\
 x = 2, z = 8, y &= 4 \\
 \text{Minimum value of } x^2 + y^2 + z^2 &= 84
 \end{aligned}$$